

**SPECIFICATIONS**

CONTACT RATING: 10.1 AMPS @ 125 V AC or 28 V DC; 5 AMPS @ 250 V AC (UL/CSA).  
 2.0 (0.5) AMPS @ 250 V AC, T85 (VDE).  
 ELECTRICAL LIFE: 10,000 make-and-break cycles at full load.  
 MECHANICAL LIFE: 100,000 cycles min.  
 CONTACT RESISTANCE: Below 10 milliohms typ. initial @ 2-4 V DC, 100 mA.  
 INSULATION RESISTANCE: 10<sup>9</sup> ohms min.  
 DIELECTRIC STRENGTH: 1,000 V RMS min. @ sea level.

**MATERIALS**

HOUSING: 6/6 nylon (UL94V-2), black.  
 TOP PLATE: 6/6 nylon (UL 94V-2), black.  
 ACTUATOR: Glass filled polyester (UL 94V-0), 01, 02 styles black std.; 12, 13, 14 styles red std.  
 CONTACTS: Copper, silver plated.  
 TERMINALS: Copper, silver plated.  
 CONTACT SPRING: Music wire or stainless steel.

**NOTE**

Specifications and Materials listed above are general specifications for switches with standard options. See option sections for additional information. Specifications available for specific models, consult factory.

**INTRODUCTION TO UL/CSA SWITCHES**

A selection of complete UL/CSA listed V SERIES POWER & LINE VOLTAGE SELECT SLIDE SWITCH order numbers is shown below and on page 59. To order alternate configuration, see available options on pages 60 and 61. Complete HOW TO ORDER information is on page 61. All models UL/CSA listed with all options. For VDE models, see pages 59 and 60.

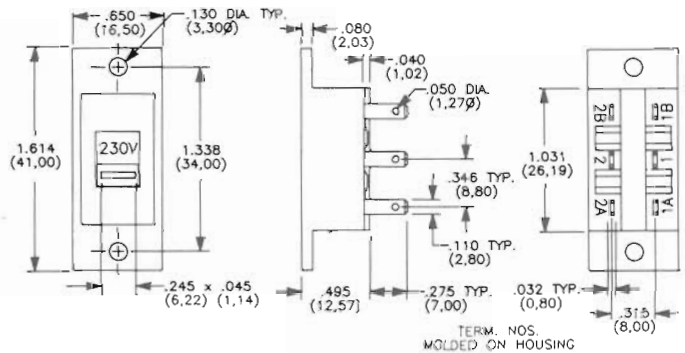
**ORDER NO. SW. FUNCTION**

V101-13-SS-05-Q		SPST
V102-13-SS-05-Q		SPDT
V201-13-SS-05-Q		DPST
V202-12-SS-05-Q		DPDT

Note actuator voltage markings std. on DPDT models only.




UL/CSA LISTED



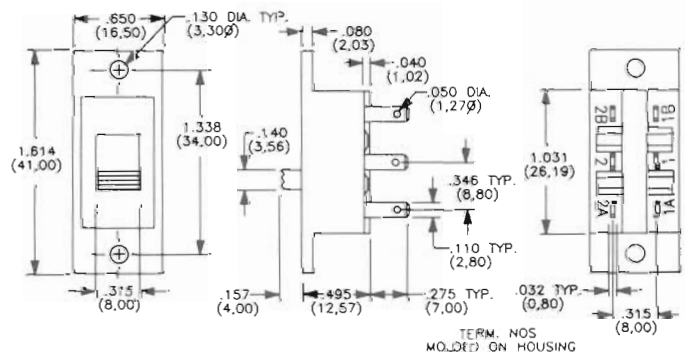
MODEL SHOWN: V202-12-SS-05-Q

**ORDER NO. SW. FUNCTION**

V101-01-SS-05-Q		SPST
V102-01-SS-05-Q		SPDT
V201-01-SS-05-Q		DPST
V202-01-SS-05-Q		DPDT







UL/CSA LISTED



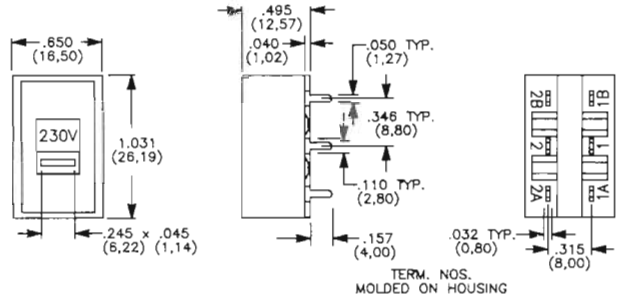
MODEL SHOWN: V202-01-SS-05-Q

**ORDER NO. SW. FUNCTION**

- V101-13-MS-02-Q  SPST
- V102-13-MS-02-Q  SPDT
- V201-13-MS-02-Q  DPST
- V202-12-MS-02-Q  DPDT





Note actuator voltage markings std. on DPDT models only.

UL/CSA LISTED



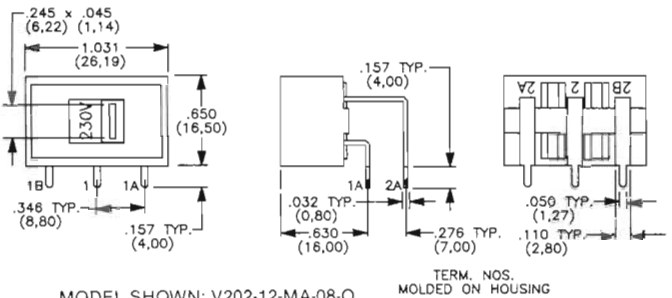
MODEL SHOWN: V202-12-MS-02-Q

**ORDER NO. SW. FUNCTION**

- V101-13-MA-08-Q  SPST
- V102-13-MA-08-Q  SPDT
- V201-13-MA-08-Q  DPST
- V202-12-MA-08-Q  DPDT

Note actuator voltage markings std. on DPDT models only.

UL/CSA LISTED







MODEL SHOWN: V202-12-MA-08-Q

## INTRODUCTION TO UL/CSA/VDE SWITCHES

A selection of complete UL/CSA/VDE listed V SERIES POWER & LINE VOLTAGE SELECT SLIDE SWITCH order numbers is shown below and on page 60. To order alternate configuration, see available options on pages 60 and 61. Complete HOW TO ORDER information is on page 61.

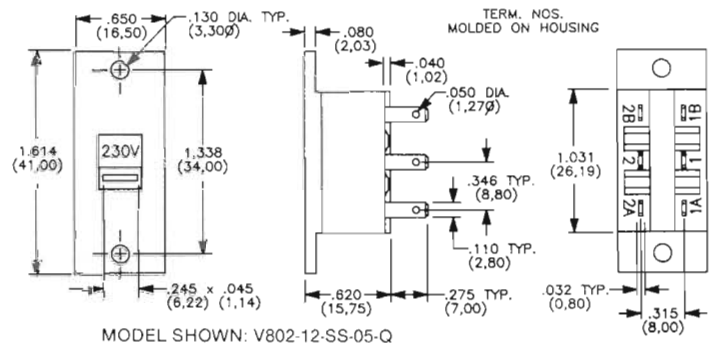
Although electrically and mechanically identical to UL/CSA listed switches, VDE listing requires a thicker top plate which increases the overall height of the switch housing by .125 (3, 18).

**ORDER NO. S.W. FUNCTION**

- V701-14-SS-05-Q  SPST
- V702-13-SS-05-Q  SPDT
- V801-14-SS-05-Q  DPST
- V802-12-SS-05-Q  DPDT





Note: actuator markings std. on all above models except SPDT. See ACTUATORS section.

UL/CSA/VDE LISTED



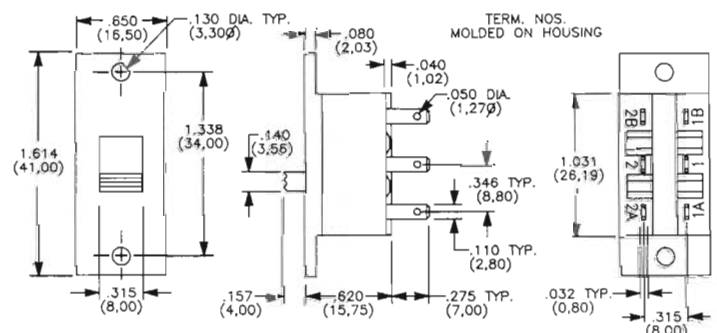
MODEL SHOWN: V802-12-SS-05-Q

**ORDER NO. S.W. FUNCTION**

- V701-02-SS-05-Q  SPST
- V702-01-SS-05-Q  SPDT
- V801-02-SS-05-Q  DPST
- V802-01-SS-05-Q  DPDT

Note: actuator markings std. on SPST and DPST models. See ACTUATORS section.

UL/CSA/VDE LISTED



MODEL SHOWN: V802-01-SS-05-Q

SLIDE

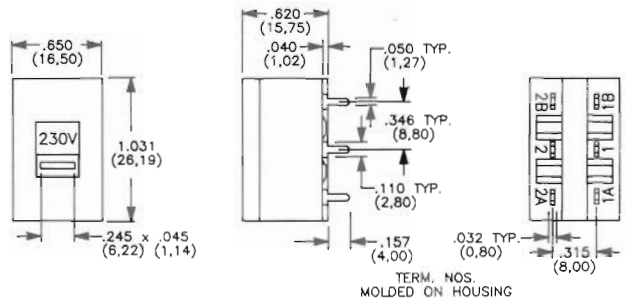
**ORDER NO. S.W. FUNCTION**

V701-14-MS-02-Q		SPST
V702-13-MS-02-Q		SPDT
V801-14-MS-02-Q		DPST
V802-12-MS-02-Q		DPDT

Note: actuator markings std. on all above models except SPDT. See ACTUATORS section.

UL/CSA/VDE LISTED

MODEL SHOWN: V802-12-MS-02-Q



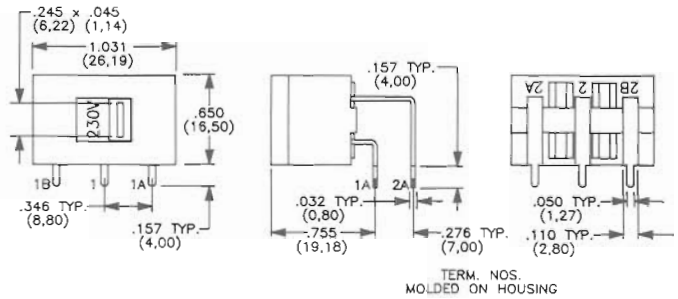
**ORDER NO. S.W. FUNCTION**

V701-14-MA-08-Q		SPST
V702-13-MA-08-Q		SPDT
V801-14-MA-08-Q		DPST
V802-12-MA-08-Q		DPDT

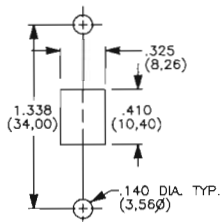
Note: actuator markings std. on all above models except SPDT. See ACTUATORS section.

UL/CSA/VDE LISTED

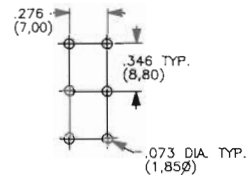
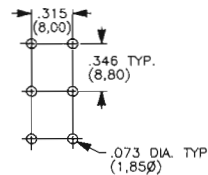
MODEL SHOWN: V802-12-MA-08-Q



**PANEL MOUNTING**



**P.C. MOUNTING**




ALL TERMINATIONS EXC. 08

08 TERMINATIONS

**V SERIES OPTIONS**

Switches different from those shown on pages 58 thru 60 can be ordered by selecting desired options from the available options below and on page 61. See HOW TO ORDER information on page 61.



**MODELS**

(UL/CSA MODELS)\*

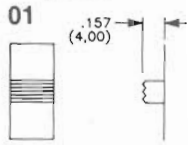
Model No.	Sw. Func.
V101	SPST
V102	SPDT
V201	DPST
V202	DPDT

(UL/CSA/VDE MODELS)\*

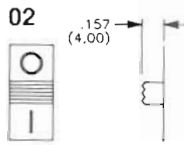
Model No.	Sw. Func.
V701	SPST
V702	SPDT
V801	DPST
V802	DPDT

\*See CONTACT MATERIALS section for complete contact ratings and agency listings.

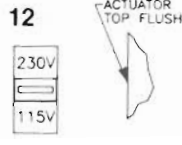
## ACTUATORS



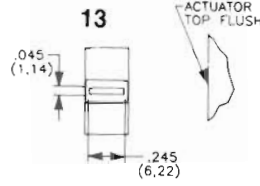
Act. color black.



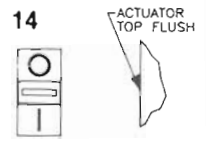
Act. color black with white markings std.



Act. color red with white 115V-230V markings std.



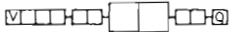
Act. color red.



Act. color red with white markings std.

Voltage markings on actuator std. on all V202, V802 models with screwdriver slot actuators.  
On-Off markings on actuator std. on all V701, V801 models.

## MOUNTING STYLES



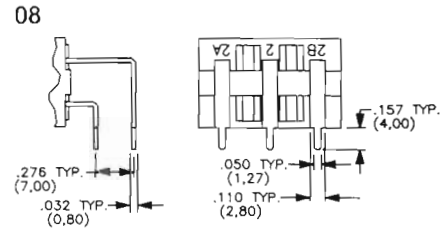
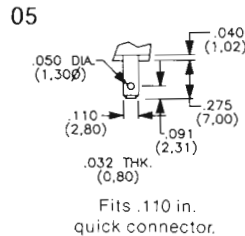
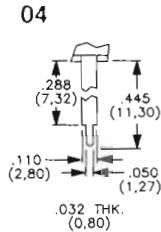
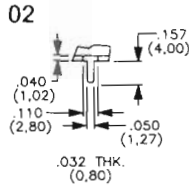
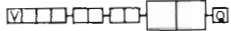
**MA** P.C. mount, side actuated. (Available with 08 terminations only)

**MS** P.C. mount, top actuated. (08 termination not avail.)

**SL** Panel mount with mounting ears, side actuated. (Available with 08 terminations only)

**SS** Panel mount with mounting ears, top actuated. (08 termination not avail.)

## TERMINATIONS



## CONTACT MATERIALS

### CONTACT / TERMINAL MATERIALS

**Q** CONTACTS & TERMINALS: Copper, silver plated

RATINGS:

V101, V102, V201, V202 MODELS:

10.1 AMPS @ 125 V AC or 28 V DC; 5 AMPS @ 250 V AC (UL/CSA).

V701, V702, V801, V802 MODELS:

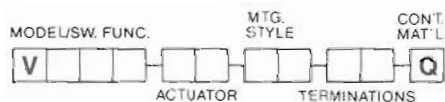
10.1 AMPS @ 125 V AC or 28 V DC; 5 AMPS @ 250 V AC (UL/CSA).

2.0 (0.5) AMPS @ 250 V AC, T85 (VDE).

## HOW TO ORDER

Complete order numbers for selected V-SERIES models are provided on page 58 thru 60. To order alternate configuration, select desired model no., actuator, mounting style, termination, and contact material options. Place the option codes in the appropriate boxes of the ordering format. (Example: **V202-01-MS-02-Q**).

V101, V102, V20, and V202 models are UL/CSA listed with all options. V701, V702, V801, and V802 models are UL/CSA/VDE listed with all options.



Splashcap available for P.C. mounted V-SERIES switches to provide splash protection during soldering and cleaning processes. See page 93.